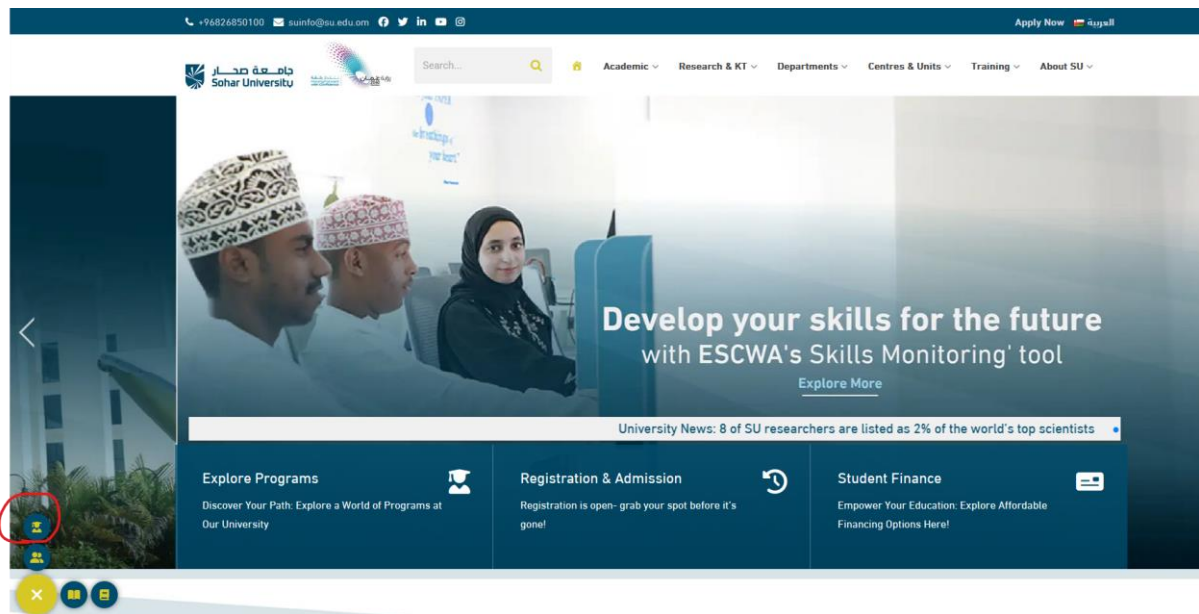


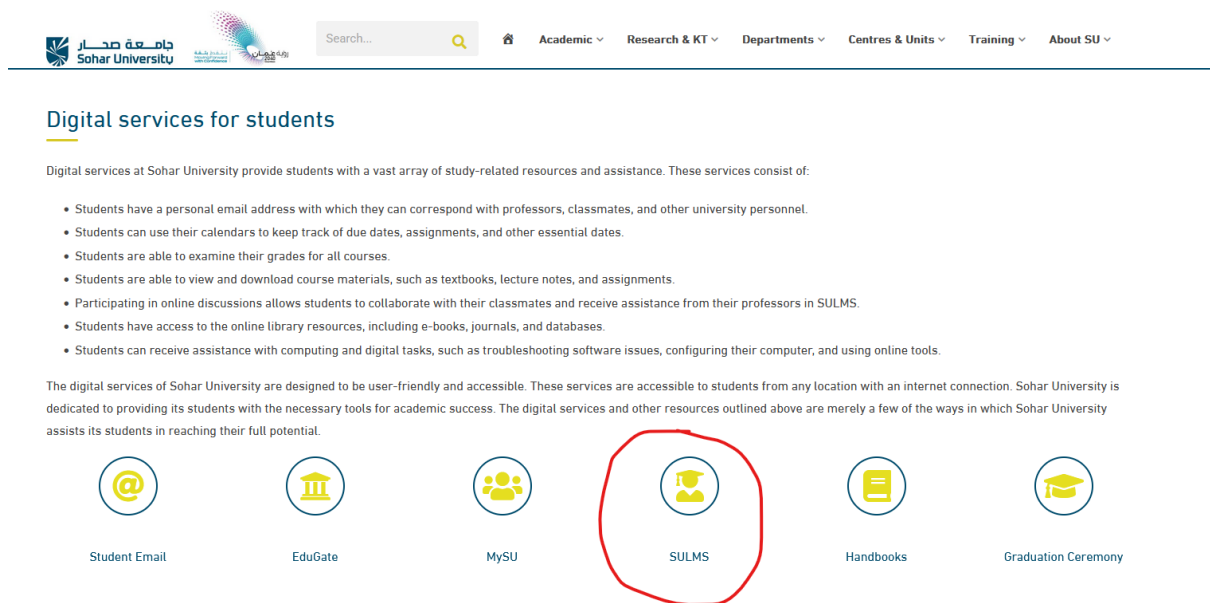


How to Submit an Assignment Using SULMS Portal?

First: open university website <https://www.su.edu.om/> as shown.

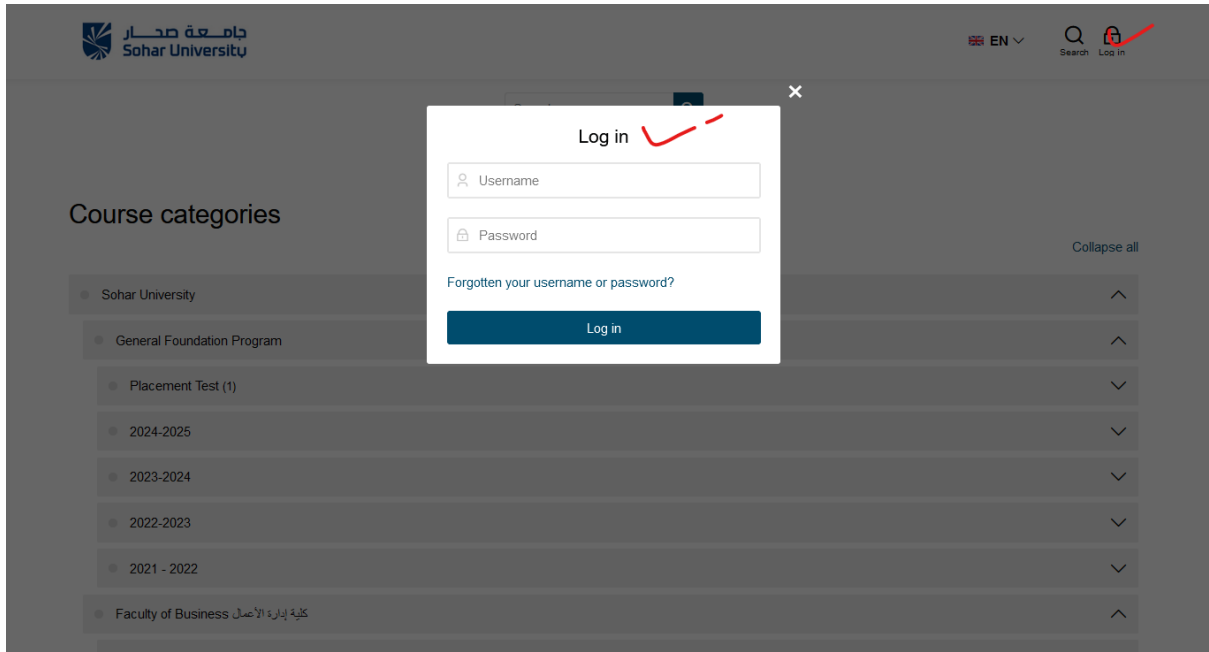


Click on the student icon as highlighted



Select SULMS Icon as shown above to navigate SULMS portal

Login with your university credentials



Click on my courses then select from the options the course which you need to submit it assignment.

Course Participants Competencies

Announcements

Instructions: Clicking on the section name will show / hide the section.

- ▶ Module 1
- ▼ Assignments
 - Submit your assignment To do
 - ▶ Turnitin
 - ▶ Quiz
 - ▶ Section 5

Submit your assignment

Done: View To do: Make a submission

Opened: Thursday, 9 January 2025, 12:00 AM
Due: Thursday, 16 January 2025, 12:00 AM

Add submission

File submissions Maximum file size: 10 MB, maximum number of files: 1

Files

↓

You can drag and drop files here to add them.

Save changes Cancel

Once you are ready with your document add your submission by dragging and dropping the files from your computer and then click on save changes to save your assignment

Or you can click the file icon to upload a file.

File picker

- Recent files
- Upload a file**
- Private files
- Wikimedia

Attachment

Browse... No file selected.

Save as

Author

Choose licence

ⓘ All rights reserved

Upload this file

Add the attachment in upload a file and upload the file