



# Enrolled Courses in SULMS Moodle

After students register for their courses for the semester, the SULMS (Moodle) Administrator will enroll them into their respective courses. They will be assigned the student role, which allows them to access the course lecture materials uploaded by their teachers.

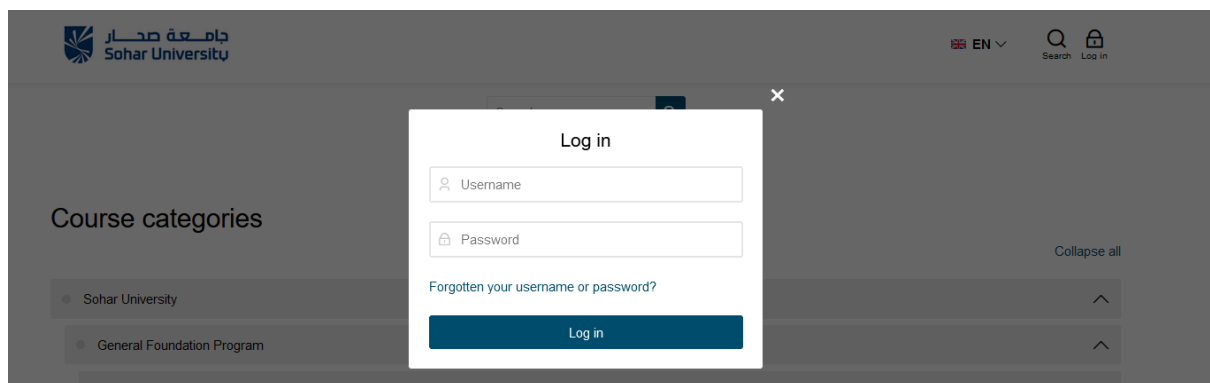
Students can check all the courses they are enrolled in by logging into SULMS (Moodle) successfully.

## Steps to see the enrolled courses in SULMS

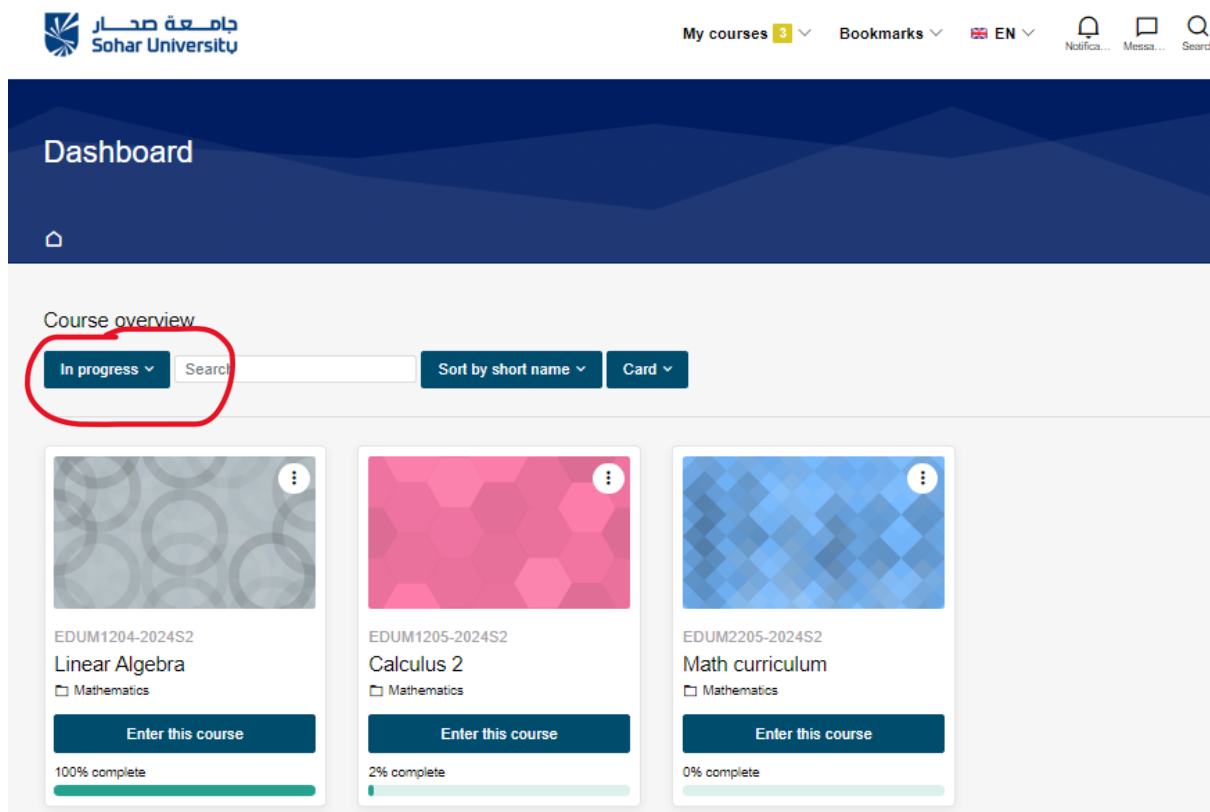
Visiting your university SULMS from SU website

<https://sulms.su.edu.om/>

Enter your Used ID and Password in SULMS



Enrolled Courses will be showing as follows



To view only your **In Progress Courses**, please use the **Course Overview Filter** in **SULMS (Moodle)**.

You can search for the courses you have enrolled in using the **search box** provided.

**Upcoming activities** in your enrolled courses will be displayed in the **timeline section** below. Additionally, use the **filter** to choose the desired range for the timeline to view upcoming events and deadlines related to your courses.


Timeline

Next 3 months ▾


Sort by dates ▾

Search by activity type or name

Friday, 21 February 2025

10:50  الاختبار التلخيصي الأول  
Quiz closes · EDUM1205-2024S2 Calculus 2

Friday, 14 March 2025

12:50  الاختبار النهائي للاختبار القصير الأول  
Quiz closes · EDUM1205-2024S2 Calculus 2